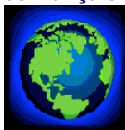


Sealver

— WAVE BOAT POWERED BY PWC —



**Manuel du propriétaire
Wave-Boat Français / Anglais**



Sealver – France
www.sealver.com – contact@sealver.com

N° Siren 518 336 623 – APE : 4764Z

Manuel du propriétaire – Wave-Boat – Indice A

Thank you for choosing a SEALVER® product.

This manual contains information that you need to know to use and maintain your boat properly.

If you have a question regarding use and maintenance of your wave boat, please contact the official dealer or distributor in your country.

You will find on the website www.sealver.com the dealers' official list and their email, if you need to contact them.

This manual is considered as a part of the boat and must be handed over with the boat in case of resale.

In this manual, important pieces of information will be indicated as follow :



Contents

- 1 – General information
 - 1.1 – Identification numbers
 - 1.2 – Design category and conditions of use
- 2 - Description of the boat
 - 2.1 – Technical features
 - 2.2 – Parts of the boat
- 3 - Use of the boat
 - 3.1 – Before the first use
 - 3.2 – General indications
 - Safety instructions
 - 3.3 – Driving the boat
- 4 – Maintenance and wintering
 - 4.1 – Maintenance of the boat
 - 4.2 – Wintering
- 5 – Breakdowns and repairs
- 6 – Guarantee and after-sales service

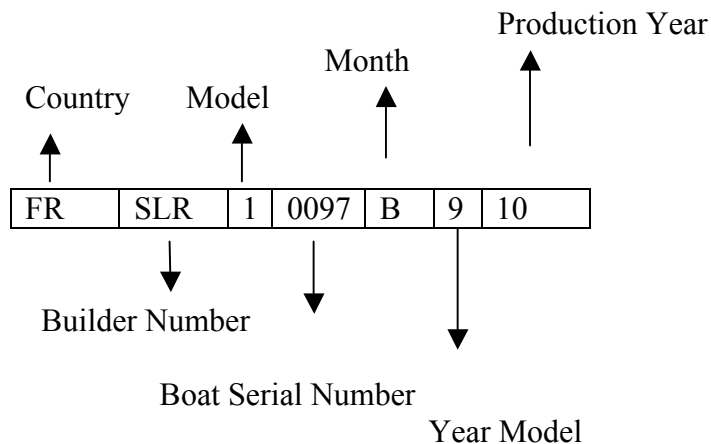
1 – GENERAL INFORMATION

1.1– Identification number

The CIN (formerly HIN) is the Craft Identification Number.

The identification number of your boat is affixed on the hull (see drawing).

Please note it down; it is a unique number allowing identifying your boat. We invite you to complete on the label below the number of your Wave Boat.



The YAMAHA® WaveRunner you will use with your boat has also an identification number. Refer to the Owner Manual of the Wave-Runner.

1.2 – Design category and conditions of use

Your SEALVER® Wave Boat is EC approved category C as per the Directive 94/25 about leisure boats (modified by the Directive 2003-44), which means that it is designed to go boating in coastal waters, large bays, estuaries, lakes and rivers with conditions up to, and including, wind force 6 and significant waves up to 2 m high.

Conditions of use :

ATTENTION

Check the water depth; it must be minimum 2 feet (60cm).

Avoid areas with too much seaweed

Do not navigate by wind above force 6

Respect the bathing areas

Do not approach rocks reaching the water surface...

2– DESCRIPTION OF THE BOAT

2. 1 - Technical features

Your boat has the following dimensions and weight :

Length 525 cm / 17'22''

Width 240 cm / 7'87''
Height 140cm / 3'93''
Net weight > 400 Kg
Capacity 6 people or >600Kg max



600 kg

⚠ ATTENTION

Maximum load: your boat is designed to take on board 6 adults maximum or a maximum weight of 600kg, including people and weight on the WaveRunner.
Do not exceed the number of people or the authorized maximum load.

2.2 – Parts of the boat (without propulsion)

- 1- 1 Self-draining Hull in fibber glass resin + 3 self-draining storage places + 1 anchor storage place.
- 2- 1 Self retractable ladder 316L stainless steel
- 3- 2 316L stainless steel cleats at the front and 2 at the rear of the boat
- 4- 2 316L Stainless steel fairleads
- 5- 1 WaveRunner fastening system
- 6- 1 Stainless steel anchor roller
- 7- Cushions set

- 8- 1 316 L Stainless steel balcony at the rear
- 9- 2 316 L Stainless steel headrest handles
- 10- 2 316 L Stainless steel back handles

OPTIONS

- 11- 1 Table pack, table stand and sunbath cushion
- 12- Bimini top with Sunbrella fabric.
- 13- Transport & winter cover polycoton 380g / m² fabric.

Hull :

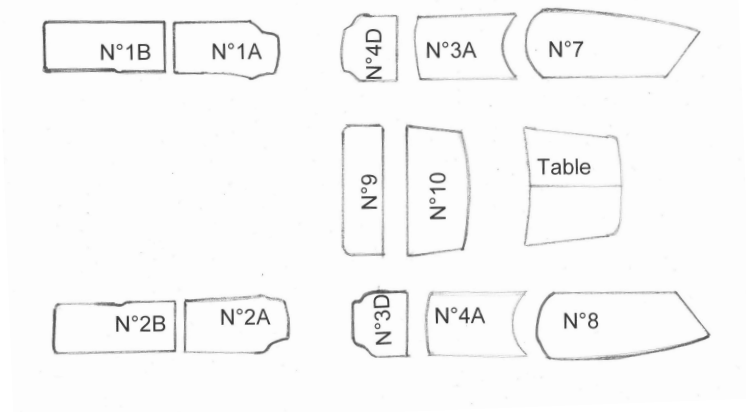
Each boat has a number, a material serial number and a date of manufacture, on top of legal motions, which ensures a perfect traceability.

Draining of the Hull : the front part and the storage are all self draining. There might be some water left inside, make sure the self draining exits are not clogged.

On top of this, there are 2 drain plugs used for emptying the hull.

Cushions

Set of cushions, different colours are available



WaveRunner fastening system :

Parts in PE and PVC rotomoulded, specially conceived to receive YAMAHA® WaveRunners FZ FX et VX, SEA-DOO hull S3, T3.

Ladder : stainless steel and telescopic, easy to use to get back on board

Window screen : Tailor-made in Perspex

3 - USE OF THE BOAT

ATTENTION

3.1 - Before using your Wave Boat for the first time

You have just received your Wave boat. Before using it for the first time, we do recommend that you check :

- that all pieces of equipment are well fitted and there is no part missing (you can check the list on our website www.sealver.com)
- The self draining system functions well. You just have to fill the 3 front compartments with water (cover the draining holes) and check that the water is draining off.

Check the draining system in the following areas :

- One in each fore side compartments
- One in the footwell
- 1 in the central storage
- One in the anchor storage

Your boat should be properly attached to the trailer or to the cradle.

Control the parts while unpacking. Check all fastenings; check that the screws are properly fixed.

If you notice damages due to transport, please inform your dealer.

The trailer sold with the Wave Boat has been specially designed to carry both the Wave Boat and the WaveRunner. There is a double system of carpet fittings, **the Wave Boat and the WaveRunner must lay on their own fittings**, don't forget to adjust them. The 2 fittings at the front (where the nose of the Wave Boat will lay) have to be adjusted as well.

- Before placing your WaveRunner inside the Wave Boat, read entirely the manual by YAMAHA®. This shall give you a better understanding of the WaveRunner and its functioning.

- Before navigating with your boat, read all the Owner and User manuals supplied, as well as all the labels. Make sure that you understand everything before using the boat.

Make sure you have the necessary safety equipment for the navigation.

Do not jump waves. To jump can cause abnormal constraints on the hull and entrainer the appearance of cracks or damage on the hull.

3.2 General indications and safety instructions

ATTENTION

The Wave Boat is motorized by a WaveRunner. It is important that the driver is familiar with the WaveRunner and that he has a sufficient experience with individual riding on the WaveRunner before driving the Wave Boat.

Putting together Wave Boat and WaveRunner do not convert your 3m WaveRunner in a 6m WaveRunner but on a boat, behave as a responsible driver.

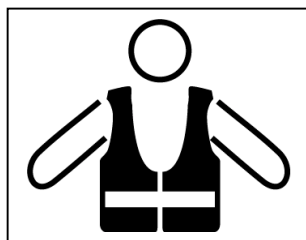
- If you have a Wake Board Tower, do not forget to tighten it up regularly
- You have to be aware and respect the laws and the local regulations of the place where you plan to navigate.
- Do not drive on the road or navigate on the water with the table and cushions on. They must be tidy in their place and install at the last moment.
- Do not drive or navigate with the bimini open on your boat.
- Always ask for weather conditions and forecast. Avoid navigating by rough weather.



- Tell somebody where you are going. Leave a navigation plan to a responsible person. Remember to change your navigation plan when you come back.

- Never navigate after having consumed alcohol or absorbed some medicines. About 50% of the accidents of the navigation are due to intoxication.
- Take a life jacket for every passenger. It is recommended to wear a life jacket every time you navigate, especially in rough condition. At least, the children and the persons who can't swim should always wear a life jacket.
- Do not approach a lighter, a flame or any source of ignition from any part of the boat.
- Do not come too close to PWCs or other boats.
- Use your common sense and your judgment ability when you navigate. Control the reactions of your boat in the various conditions of navigation that you could meet. Never exceed your own limits or the limits of your boat. Always navigate at safe speed and remain watchful of obstacles and traffic.
- Always take care of the swimmers when you use the boat. Stay away from the bathing areas.
- Make sure that nobody is in the water flow at the back of the boat. Forced penetration of water in the body openings can cause serious injury.
- Do not beach the boat, otherwise the turbine could get blocked because of the sand or various debris.
- Petrol is highly flammable. Its vapours are flammable and explosive. Be careful when you use the fuel. Make sure that there is no vapour of petrol or fuel leakage before starting the engine.

- The engine produces exhaust gases which contain carbon monoxide, an odourless and colourless gas which can cause brain damages, or even the death in case of inhalation. Symptoms are sickness, dizziness, and drowsiness.
- When you are using the boat, fasten the string of the WaveRunner battery switch to a resistant part of your clothes, or to your arm. If you leave accidentally the helm, the battery switch will come out of its place and the engine will stop.
- **Be careful when you winch the wave boat, it needs to be winched using the anchor roller.**
- **NEVER USE THE FIXATION RING TO WINCH OR LIFT THE WAVE BOAT AS IT**
- **WON'T HOLD THE WEIGHT.**



Do not modify the Wave Boat nor the WaveRunner : changes could be dangerous, and the guarantee will be cancelled.

Do not smoke when you fill in the tank.



To fill the petrol tank:

- Do not smoke while you fill up the tank with petrol and remain away from sparks, flames and any other ignition source.
- Stop the engine. If you spill some petrol on yourself, wash yourself immediately with water and soap.
- Fill up the petrol tank in a well ventilated place.
- Close carefully the tank cap after you have filled up the tank with fuel.
- If you have swallowed some petrol, if you inhale big quantities of petrol vapour, or if you receive some petrol in the eyes, see immediately a doctor.
- If any petrol spills onto your skin, immediately wash with soap and water

3.3– Driving the boat

Refer to the WaveRunner manual, provided by your YAMAHA® dealer.

- Before starting, check that your WaveRunner works perfectly according to the WaveRunner manual.
- Before going on water, check that the hull plugs on your WaveRunner are sealed.
- Before going on the water with your Wave Boat, check that :
 - o You have enough petrol to come back,
 - o Each cushion is in right place and well fastened,
 - o The ladder is folded away,
 - o The anchor is in its storage place.

- You need throttle to steer. Do not release throttle when trying to steer away from objects.
- The WaveRunner is not equipped with a separate braking system : it is stopped by water resistance when the throttle lever is released. Take care that you have sufficient stopping distance, and take early action to avoid collisions.
- Do not shut the engine off when slowing down in case you need engine power to steer away from a boat or other obstacle that comes in your way.
- Check the water depth : do not navigate in water lower than 2 feet (60 cm).
- If you wish to separate the Wave Boat and the WaveRunner, make sure that the Wave Boat anchor is correctly casted.
- If you wish to navigate by night, you need to have navigation lights according to the local regulations. WaveRunners alone are not allowed to navigate by night : therefore it will not be possible to separate the two crafts.
- Towing on water : pass a rope in each rear cleat, and then both ropes in the fairlead and anchor roller. Do not exceed a speed of 5 knots.

4 – MAINTENANCE AND WINTERING

4.1 - Maintenance of the boat

Refer to the manual of the WaveRunner, which was supplied to you by your YAMAHA® dealer : you will

find instructions about the maintenance of the WaveRunner.

- When the boat is not on water, distribute the weight equally on the cradle
- You may use anti-fouling on the hull of the Wave Boat if required.
- The wave boat should be properly rinsed out after each use, do insist on the fastening straps.
- The wave boat should be cleaned using a high pressure **cold water engine, NEVER USE HOT WATER HIGH PRESSURE ENGINE (100 b. max)** as it would damage the material.
- Never use any bleaching agent on the wave boat

4.2 – Wintering

Refer to the manual of the WaveRunner, which was supplied to you by your YAMAHA® dealer.

- Rinse the Wave Boat hull off with fresh water in order to remove the salt.
- During wintering, distribute the weights equally so you do not damage the hull.
- Do not store the Wave Boat in a sun-exposed place.
- The boat shall be stored in a dry place, with a temperature from 0 to 40 °C.
- During the wintering period, separate the WaveRunner and the Wave-Boat.

Don't hesitate to consult your YAMAHA® dealer for all maintenance and wintering operations on the WaveRunner.

5 – BREAKDOWNS AND REMEDIES

For any problem on the engine, see the manual of the WaveRunner by YAMAHA®.

6 – GUARANTEE AND AFTER SALES SERVICE

Boat warranty :

- **2 years** if it is used by a private individual,
- **6 months** if it is used by a professional for rental purpose.

To activate the warranty, contact the SEALVER® distributor in your country, with the invoice and the faulty piece.

Any question about the WaveRunner and its components, contact directly your YAMAHA® dealer.

